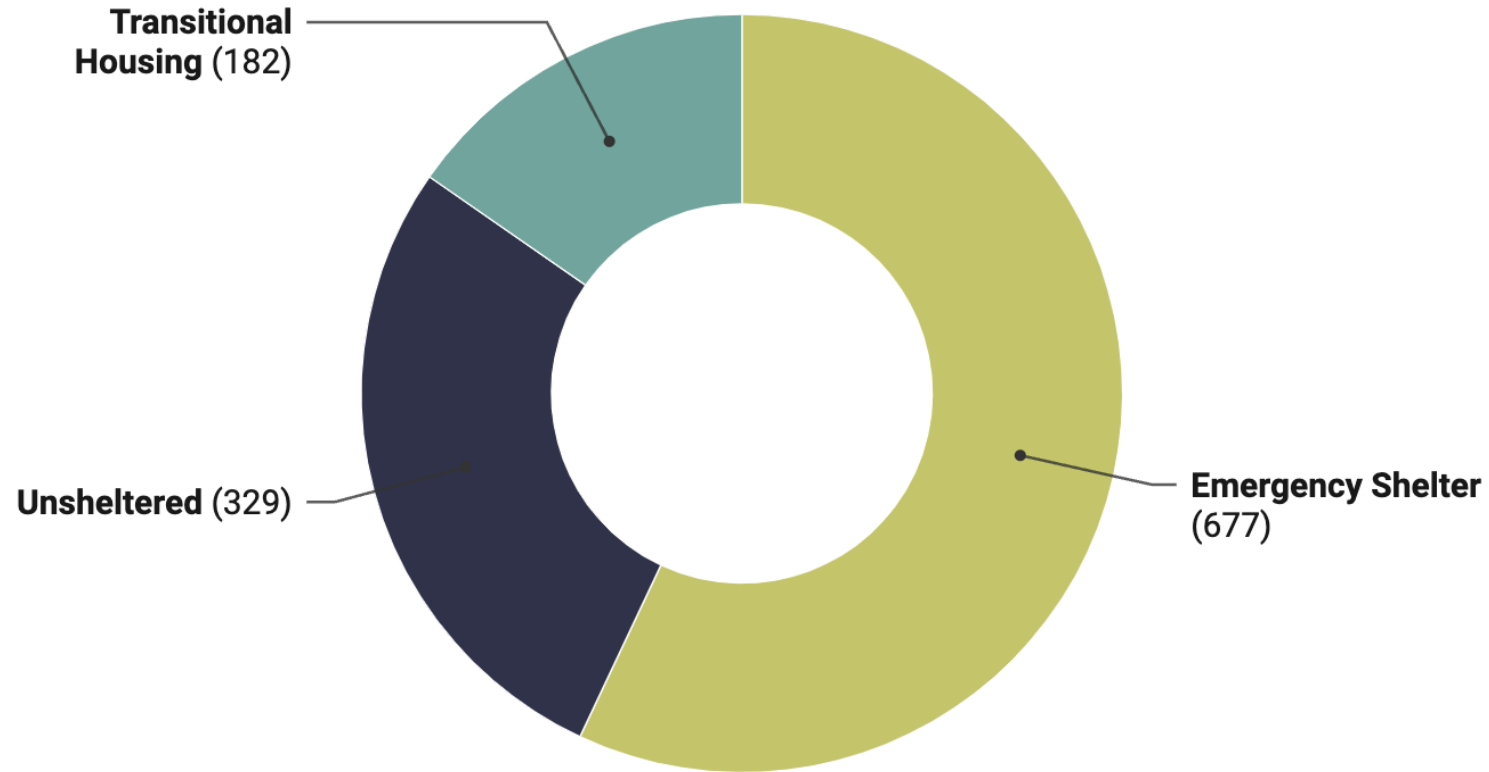


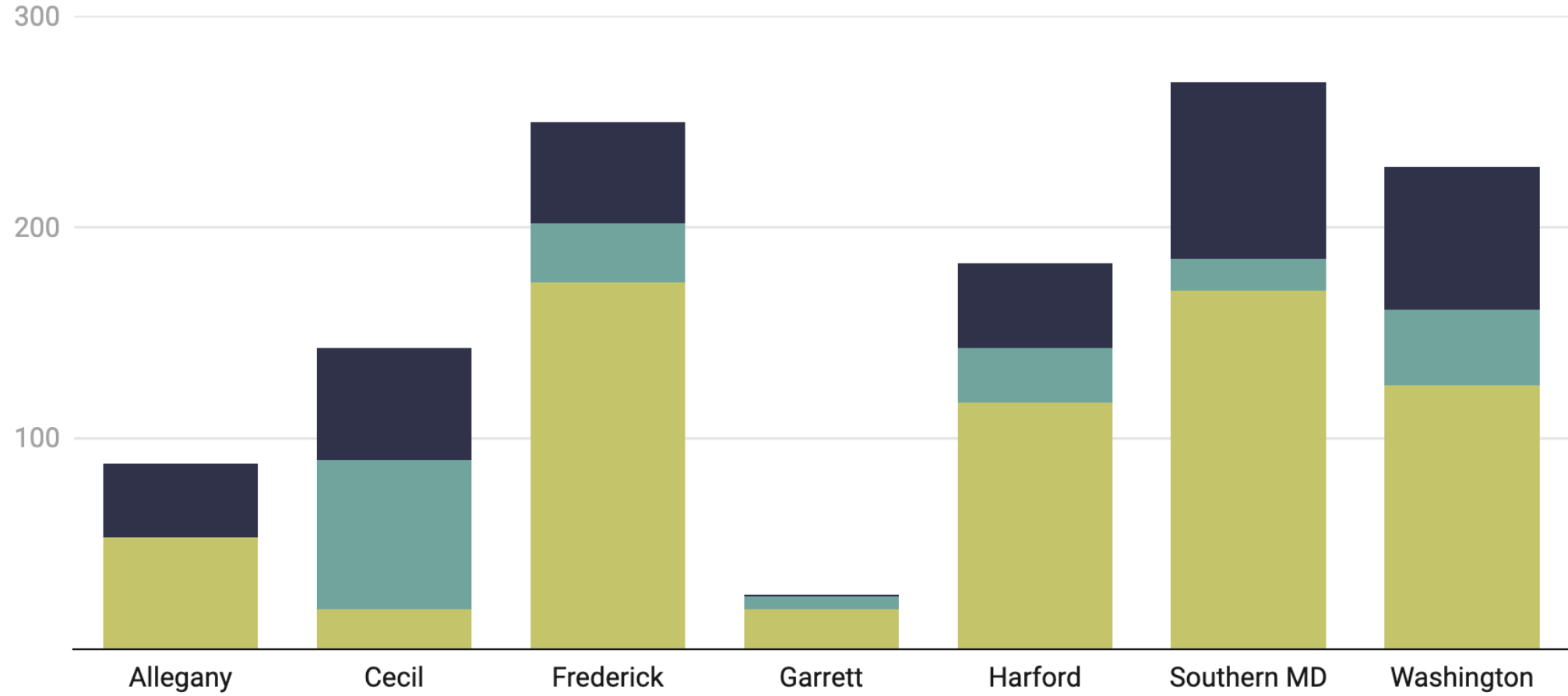
2024 MD BoS Point in Time Count

Includes Transitional Housing, Emergency Shelter, and the Unsheltered Point-In-Time Count across the MD Balance of State CoC on January 24, 2024.

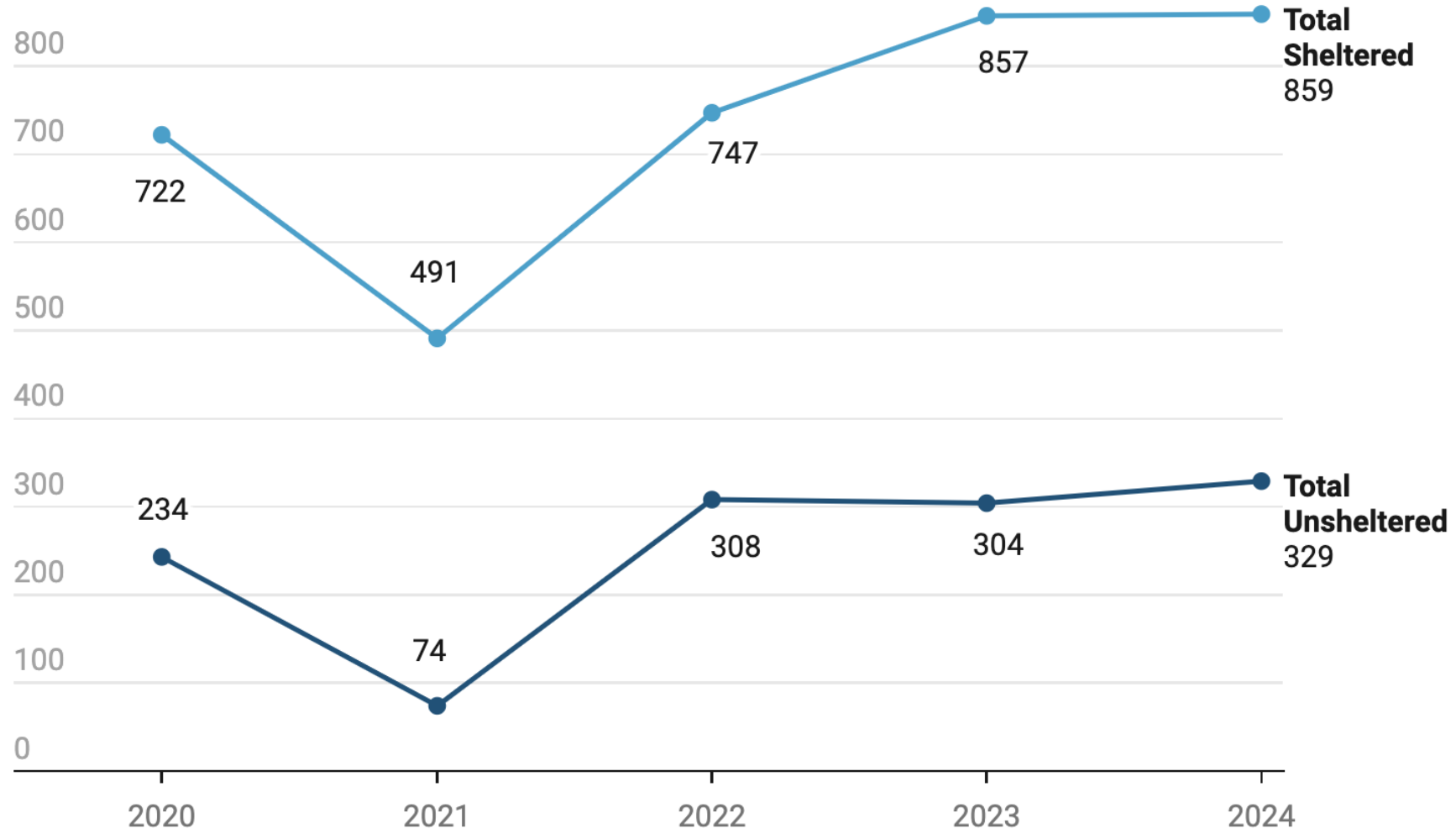


Point In Time Counts

Emergency Shelter Transitional Housing Unsheltered



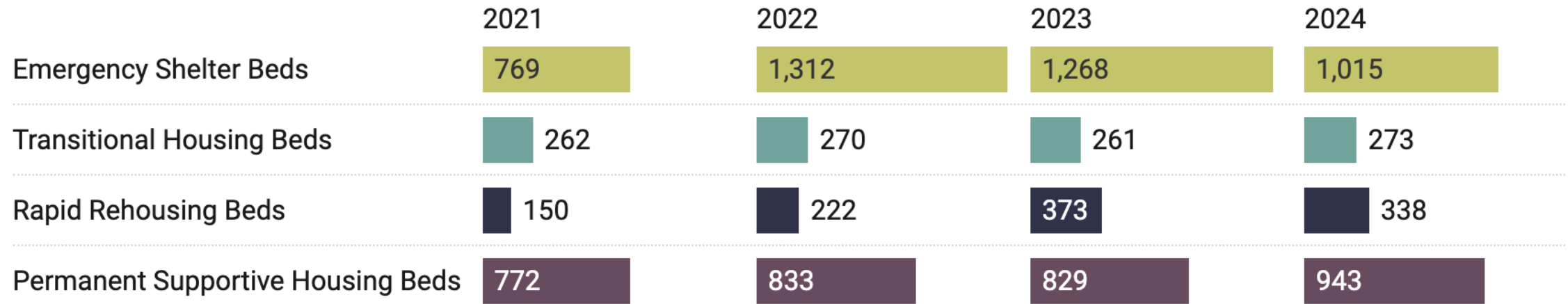
MD BoS CoC PIT Count Year-to-Year



Bed Utilization Rate by Project Type

	Emergency Shelter	Transitional Housing	Permanent Supportive Housing
Allegany	57%	0%	102%
Cecil	34%	74%	81%
Frederick	69%	44%	94%
Garrett	79%	30%	53%
Harford	87%	79%	71%
Washington	65%	80%	90%
Southern MD	65%	100%	90%
MD BoS Total	67%	67%	87%

MD BoS CoC Bed Inventory 2021-2024



2024 HIC Bed Inventories

	Emergency Shelter	Transitional Housing	Rapid Rehousing	Permanent Supportive Housing	Total Beds Available
Allegany	93	0	17	107	217
Cecil	56	96	13	137	302
Frederick	253	64	81	64	462
Garrett	24	20	35	32	111
Harford	135	33	98	125	391
Washington	192	45	25	143	405
SMD	262	15	69	335	681
MD BoS Total	1015	273	338	943	2569

2024 HIC Beds Occupied

	Emergency Shelter	Transitional Housing	Rapid Rehousing	Permanent Supportive Housing	Total Beds Occupied
Allegany	53	0	17	109	179
Cecil	19	71	13	111	214
Frederick	174	28	81	60	343
Garrett	19	6	35	17	77
Harford	117	26	98	89	330
Washington	125	36	25	128	314
SMD	170	15	69	302	556
MD BoS Total	677	182	338	816	2013