



**ENDING
HOMELESSNESS
IN MARYLAND.**

TOGETHER.

**APRIL 2023
Maryland BoS CoC
BOARD MEETING**



**MARYLAND
BALANCE OF STATE
CONTINUUM OF CARE**

Housekeeping

- Attendance/quorum will be taken automatically via Zoom
- This meeting will be recorded and made available to the public
- Board members should join via computer so you can participate in voting
- Public comment will be accepted at the end of the meeting

Welcome & Call to Order

Mark Sewell, Board Vice-Chair



Meeting Agenda

- I. Welcome & Call to Order
- II. Approval of January Board Meeting Minutes
- III. Committee Reports
- IV. CoC Lead Report
- V. Local Homelessness Coalition Reports
- VI. State Agency Updates
- VII. Future Board Meeting Agenda Items
- VIII. Public Comment
- IX. Adjournment

New Members



New Board Members

Patricia Julianelle, MD State Department of Education

Meeting Minutes



Vote to Approve Meeting Minutes



Are there any amendments or changes to the January 2023 Board Meeting Minutes?

1. **First Motion to Take Vote**
2. **Second Motion to Take Vote**

Vote to approve the meeting minutes using the poll on your screen.

Committee Reports



Executive Committee

HMIS Lead Evaluation

- HUD and Balance of State Charter Required activity
- Must monitor and evaluate the HMIS Lead to ensure effective administration and management of the HMIS
- HUD TA Team identified the most appropriate evaluation tool & coordinated with DHCD and the HMIS Committee to implement over the past two months



MD BoS HMIS Evaluation

April 20, 2023

Facilitated by Cloudburst - HUD Technical Assistance

HMIS Evaluation Team



Brittany Odom
Sr. Technical Assistance Provider
The Cloudburst Group



Katie Peterson
Subject Matter Expert
The Cloudburst Group

HMIS Evaluation Team



Max Burns

Data & Homeless Systems Specialist
The Cloudburst Group



Faith Walker

Data & Research Analyst
The Cloudburst Group

MD BoS CoC Assessment



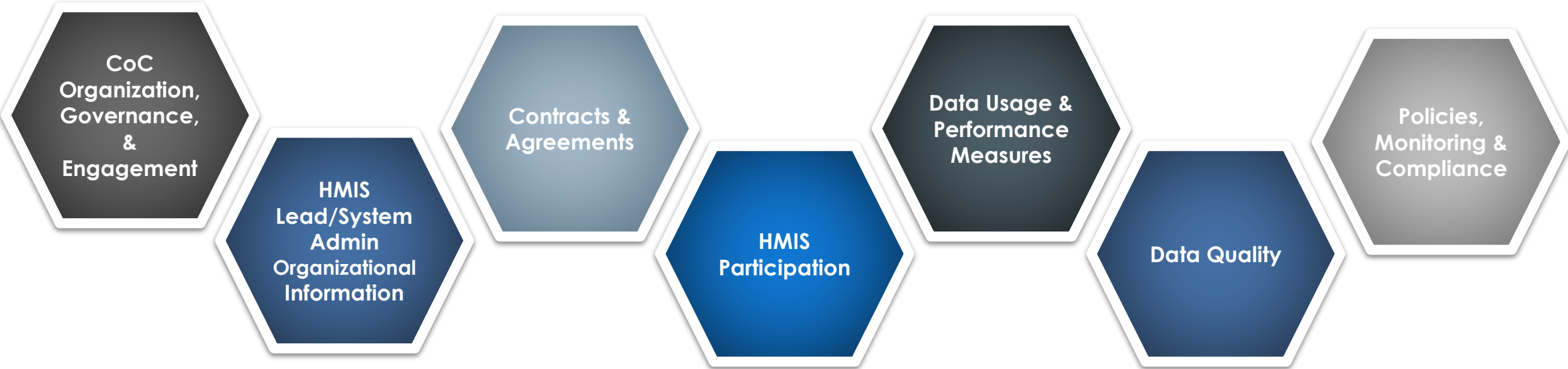
HMIS Evaluation Components

The HMIS Evaluation consisted of:

- Review of HMIS documents
- Review of HMIS data reports
- HMIS Evaluation Tool w/ the HMIS Committee
- HMIS Evaluation Tool w/ High-Frequency HMIS End Users from each LHC
- Brief HMIS Survey for all HMIS end users

HMIS Evaluation Tool

The HMIS Evaluation Tool Domains



Key Findings & Emergent Themes for the HMIS Evaluation Tool

CoC Governance

Key Findings & Emergent Themes

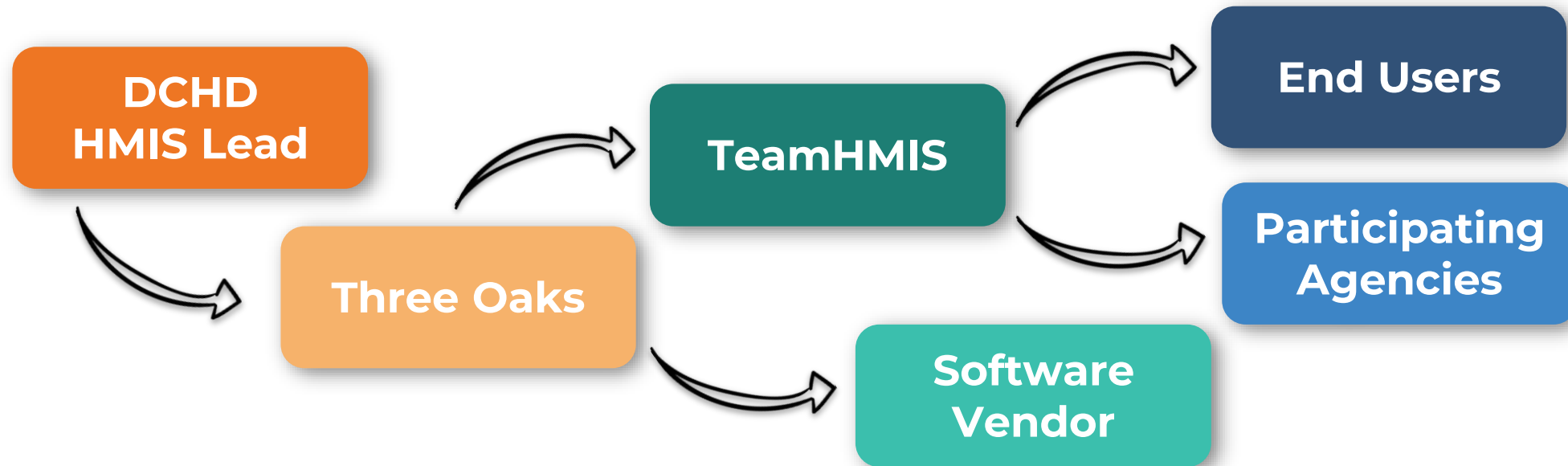
- The CoC is overdue for an annual review and update of its HMIS governance.
- The HMIS Committee is an active subcommittee of the CoC Board and meets on a monthly basis.
- An HMIS strategic plan is currently in development and needs updating.

HMIS Lead/System Admin Organizational Information

Key Findings & Emergent Themes

- [TeamHMIS](#) serves as the MD BoS CoC HMIS system administrator
- TeamHMIS consists of 4 staff members whose combined hourly work constitute that of approximately 2.5 full time employees:
 - HMIS System Administrator,
 - HMIS Lead Support Staff (2)
 - Data Analyst
- At the time of this report, the MD BoS CoC has approximately 154 active HMIS end users (based on the most recent end user lists from each LHC), constituting a ratio of approximately 61.6 end users to each HMIS Lead support staff person.

Contracts & Agreements



[Three Oaks Center](#) is a homeless services and housing provider located within the Southern Maryland LHC and the pass-through entity for DHCD, the HUD-approved HMIS Lead Agency. Three Oaks Center contracts HMIS management and operation out to Team HMIS, the System Administrator of HMIS for the MD BoS CoC.

Contracts & Agreements

Key Findings & Emergent Themes

- Three Oaks Center maintains a formal contractual relationship with the HMIS vendor (WellSky). Per the HMIS System Administrator, the Vendor contract outlines the requirements and responsibilities of the vendor.
- The MD BoS CoC [HMIS Agency Participation Agreement](#) states conditions of participation and agency responsibilities as stewards of HMIS. Every Covered Homeless Organization (CHO) that has access to HMIS has an executed agency participation agreement on record.
- The MD BoS CoC [HMIS End User Agreement](#) states the policies and requirements for access to and use of the HMIS to which the staff person will be held accountable, including conditions under which disciplinary action (account suspension) may occur.
- **These contracts/agreements need updating.**

HMIS Participation

Key Findings & Emergent Themes

- The estimated number of non-profits or faith-based organizations that have beds that are not recorded on the MD BoS CoC Housing Inventory Count (HIC) is unknown.
- The HMIS Lead should coordinate with CoC leadership to develop and implement an outreach strategy to recruit non-participating agencies to expand HMIS coverage.
- The MD BoS CoC does not currently have a plan for increasing coverage rates in the community. This plan should include strategies for outreaching to other community funding streams to integrate HMIS utilization and data quality requirements into their funding policies and procedures.
- The [HMIS Lead Standards](#) list several ways HMIS Leads/System Administrators can support the development and implementation of this plan, and to expand HMIS coverage in general.

Data Quality

Key Findings & Emergent Themes

- The MD BoS CoC's has established data quality benchmarks and a formally CoC-approved Data Quality Plan, however they need updating.
- The HMIS System Administrator reviews and monitors universal data elements (UDEs) monthly, and reviews and monitors data elements beyond the UDEs, such as project descriptor and program specific data elements, as needed when federal reports are published.
- The CoC leadership also reviews and monitors data quality as needed, though there is no formalized process for data quality review at this time.
- Resources for Data Quality improvement:
 - [HMIS Data Quality Monitoring Toolkit](#)
 - [Data Quality Management Program](#)

Policies, Monitoring & Compliance

Key Findings & Emergent Themes

- The MS BoS CoC [HMIS Policies and Procedures](#) have been approved by the CoC, however they are in need of updating to reflect shifts in the CoC's vision, the growth of its membership, and updates to HUD's HMIS requirements and regulations.
- The MD BoS CoC Lead (DHCD) monitors the HMIS Lead/System Administrator quarterly to ensure alignment with CoC & HUD policies. The HMIS Lead/System Administrator monitoring process needs further development, to include monitoring for adherence to the privacy policy, conflict of interest policy, and recordkeeping requirements among other aspects of HMIS Lead performance and compliance.
- The MD BoS CoC does not currently have a formal monitoring process in place for HMIS participating agencies. A monitoring plan is currently in development, and the [HMIS Monitoring Form](#) has already been published to the MD BoS CoC website.

Document Review

Document Review

MD BoS CoC HMIS Documents

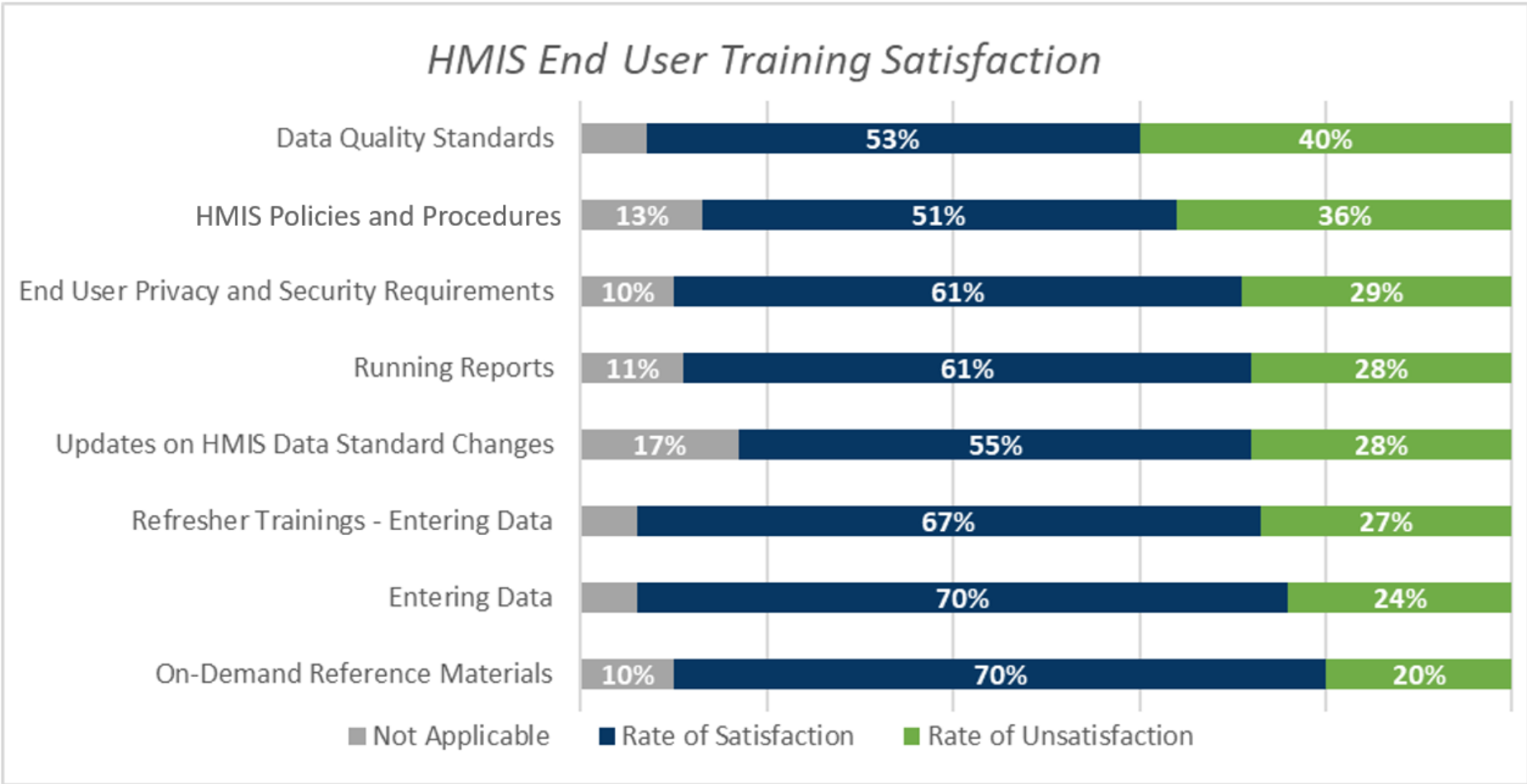
- [MD BoS CoC Governance Charter](#)
- [HMIS Policies and Procedures](#), which contain:
 - HMIS Security policy (page 8)
- [Agency Participation Agreement](#)
- [HMIS End User Agreement](#)
- [HMIS Client Consent Form](#)
- [Client Revocation of HMIS Consent](#)
- [HMIS Monitoring Checklist](#)
- [HMIS Privacy Policy](#)
- [HMIS Privacy Notice](#)

End User Survey - Selected Responses

End User Survey Responses

LHC	# of Responses	% of Responses
Washington	15	27%
Harford	14	25%
Cecil	9	16%
Southern Maryland	9	16%
Allegany	6	11%
Garrett	3	5%

End User Survey Responses



End User Survey Responses

Satisfaction Rates for HMIS Training Topics by HMIS Length of Experience & Frequency of Usage

HMIS Training Topic	HMIS Experience		Overall Satisfaction Rate (n=47)
	Less than 3 years (n=23)	More than 3 years (n=24)	
Entering Data	63%	85%	74%
Running Reports	58%	78%	68%
Updates on HMIS Data Standard Changes	55%	77%	66%
HMIS P&P	45%	71%	59%
Data Quality Standards	39%	73%	57%
End-User Privacy and Security Requirements	54%	83%	68%
On-Demand Reference Materials	65%	91%	78%
Refresher Trainings - Entering Data	58%	84%	71%

Questions?

HMIS Committee

- **Point in Time (PIT) & Housing Inventory Count (HIC) Reports**
 - Due to HUD by April 28, 2023
- **Frederick County HMIS Merge**
 - Early stage of merge process
- **MD BoS CoC Website**
 - All HMIS related training documents, policies, reports, to be uploaded on the BoC CoC website over the next 2 months to streamline resources
- **MD State HMIS Data Warehouse (MSHDW)**
 - Quarterly data uploads include DHCD HSP & DHCD EHP data as of April 1
 - All HMIS data will be uploaded for all participating HMIS providers on July 1

System Performance Measures

The intent of the System Performance Measures are to encourage CoCs, in coordination with Emergency Solutions Grants Program recipients and all other homeless assistance stakeholders, to regularly measure their progress in meeting the needs of people experiencing homelessness in their community and to report this progress to HUD.

HUD uses system-level performance information as a competitive element in its annual CoC Program Competition and to gauge the state of the homeless response system nationally.

- The following measures were submitted to HUD on February 27th
- Includes CoC-wide HMIS data covering 10/1/2021 – 09/30/2022 date range
- Does NOT include Frederick County data

SPM 1 Length of Time Homeless

Average LOT Homeless					
	FY20	FY21	FY22	Change	
Persons in ES and SH	100	99	84	-15 Days	-15%
Persons in ES, SH, and TH	142	140	106	-34 Days	-24%

Median LOT Homeless					
	FY20	FY21	FY22	Change	
Persons in ES and SH	66	58	43	-15 Days	-26%
Persons in ES, SH, and TH	80	68	53	-15 Days	-22%

SPM 2 Returns to Homelessness

Total # of Persons who Exited to a Permanent Housing Destination (2 Years Prior)		Returns to Homelessness in Less than 6 Months(0 - 180 days)		Returns to Homelessness from 6 to 12 Months(181 - 365 days)		Returns to Homelessness from 13 to 24 Months(366 - 730 days)		Number of Returns in 2 Years	
		# of Returns	% of Returns	# of Returns	% of Returns	# of Returns	% of Returns	# of Returns	% of Returns
FY20	702	16	2%	14	2%	51	7%	81	12%
FY21	1057	44	4%	37	4%	40	4%	121	11%
FY22	788	79	10%	31	4%	43	5%	153	19%
Change		+6%		0%		+1%		+8%	
National Median		8%		12%		16%			
State Median		8%		10%		15%			

SPM 3 Change in Annual Counts

	FY20	FY21	FY22	Change
Universe: Unduplicated Total sheltered homeless persons	1557	852	2044	+140%
Emergency Shelter Total	1160	640	1773	+177%
Safe Haven Total	0	0	0	0%
Transitional Housing Total	397	212	307	+45%

SPM 4 Change in Earned Income

Change in total income for adult system stayers						
	FY20	FY21	FY22	Change	National Median	State Median
Number of adult stayers	5	28	356			
Number of adults with increased total income	1	8	145			
Percentage of adults who increased total income	20%	29%	41%	+12%	36%	33%

Change in total income for adult system leavers						
	FY20	FY21	FY22	Change	National Median	State Median
Number of adult leavers	78	69	153			
Number of adults who exited with increased total income	16	9	54			
Percentage of adults who increased total income	21%	13%	35%	+22%	35%	35%

SPM 5 First Time Homeless

Change in the number of persons entering ES, SH, and TH projects with no prior enrollments in HMIS				
	FY20	FY21	FY22	Change
Universe: Person with entries into ES, SH or TH during the reporting period.	550	680	1643	+142%
Of persons above, count those who were in ES, SH, TH or any PH within 24 months prior to their entry during the reporting year.	141	89	278	+212%
Of persons above, count those who did not have entries in ES, SH, TH or PH in the previous 24 months. (i.e. Number of persons experiencing homelessness for the first time)	409	591	1365	+131%

SPM 7 Exits to / Retention of PH

Street Outreach						
	FY20	FY21	FY22	Change	Nat Med	State Med
Total Exits	8	160	610			
Exits to temporary destination	2	18	118			
Exits to permanent housing destinations	6	59	110			
% Successful exits	100%	48%	37%	-11%	50%	64%

Emergency Shelter, Transitional Housing, Rapid Rehousing						
	FY20	FY21	FY22	Change	Nat Med	State Med
Total Exits	524	716	1786			
Exits to permanent housing destinations	276	394	828			
% Successful exits	53%	55%	46%	-9%	40%	50%

Permanent Supportive Housing						
	FY20	FY21	FY22	Change	Nat Med	State Med
Total Exits	44	80	500			
Exits / Retention permanent housing	39	74	477			
% Successful exits/retention	89%	93%	95%	+2%	97%	98%

SPM Data Quality

SysPM Data Quality	All ES, SH			All TH			All PSH, OPH			All RRH			All SO		
	FY20	FY21	FY22	FY20	FY21	FY22	FY20	FY21	FY22	FY20	FY21	FY22	FY20	FY21	FY22
1. Number of non-DV Beds on HIC	0	406	585	0	194	197	0	596	764	0	86	100	N/A	N/A	N/A
2. Number of HMIS Beds	0	283	452	0	184	187	0	478	609	0	80	100	N/A	N/A	N/A
3. HMIS Participation Rate from HIC	N/A	69.70%	77.26%	N/A	94.85%	94.92%	N/A	80.20%	79.71%	N/A	93.02%	100.00%	N/A	N/A	N/A
4. Unduplicated Persons Served (HMIS)	1160	640	1132	397	212	290	614	582	586	912	715	1069	885	534	409
5. Total Leavers (HMIS)	945	525	971	257	133	177	133	84	85	745	536	699	605	293	224
6. Destination of Don't Know, Refused, or Missing (HMIS)	39	11	42	11	2	5	5	1	1	18	17	14	388	122	106
7. Destination Error Rate (Calculated)	4.13%	2.10%	4.33%	4.28%	1.50%	2.82%	3.76%	1.19%	1.18%	2.42%	3.17%	2.00%	64.13%	41.64%	47.32%

Coordinated Entry Committee

- **Assessor and CES staff training materials**
 - Under development, to roll out before the system launches in each LHC
- **CES Workflow in HMIS**
 - TeamHMIS finalizing the CES Projects & developing the By Name List
 - One system per LHC
- **Trial System Launch**
 - Washington County LHC will be piloting new CES in early May
 - Planning & coordination underway
 - Will identify best practices & lessons learned for future LHC rollout
- **Full System Launch**
 - CoC will roll out the new system to remaining LHCs in the month following the pilot
 - Will schedule LHC specific coordination & planning sessions to identify local needs & priorities

CoC Lead Agency Report

DHCD



Rank	LHC	Applicant Name	Project Name	Housing Type	Project Type	Allocations Award	HUD Award	Difference
Tier 1								
1	BoS	DHCD	HMIS	HMIS	Renewal	\$ 55,077.00	\$ 55,077.00	\$ -
2	HC	Harford Community Action Agency Inc.,	HCAA Centralized Intake Support Services	SSO	Renewal	\$ 30,000.00	\$ 30,000.00	\$ -
3	HC	Harford Family House, Inc.	HFH PSH I	PSH	Renewal	\$ 46,223.00	\$ 46,223.00	\$ -
4	SM	Housing Authority of St. Mary's County, MD	Marek PWD#9 Consolidated Grant	PSH	Renewal	\$ 201,153.00	\$ 201,153.00	\$ -
5	HC	Associated Catholic Charities, Inc.	2021 AH PSH IV Chronic Homeless	PSH	Renewal	\$ 133,480.00	\$ 133,480.00	\$ -
6	AC	Allegany County Human Resources Development Commission	HRDC Leasing Supportive Housing Project	PSH	Renewal	\$ 14,824.00	\$ 14,824.00	\$ -
7	SM	Catholic Charities of The Archdiocese of Washington, Inc	Fortitude	PSH	Renewal	\$ 169,403.00	\$ 169,403.00	\$ -
8	WC	Maryland Department of Health	BHA PSH Washington County	PSH	Renewal	\$ 294,498.00	\$ 294,498.00	\$ -
9	SM	Housing Authority of St. Mary's County, MD	Aldridge PWD#16 Consolidated Grant	PSH	Renewal	\$ 100,100.00	\$ 100,100.00	\$ -
10	SM	Housing Authority of St. Mary's County, MD	Haina PWD#13 Consolidated Grant	PSH	Renewal	\$ 192,826.00	\$ 192,826.00	\$ -
11	SM	Maryland Department of Health	BHA PSH Southern MD	PSH	Renewal	\$ 1,393,849.00	\$ 1,393,849.00	\$ -
12	WC	Potomac Case Management Services, INC	WC PSH Program Individuals	PSH	Renewal	\$ 186,149.00	\$ 186,149.00	\$ -
13	SM	Housing Authority of St. Mary's County, MD	Horne - Permanent Housing Project #11	PSH	Renewal	\$ 188,917.00	\$ 188,917.00	\$ -
14	CC	Maryland Department of Health	BHA PSH Cecil County 7 Unit	PSH	Renewal	\$ 110,623.00	\$ 110,623.00	\$ -
15	AC	YMCA of Cumberland	Y Gilchrist	PSH	New - CONVERSION	\$ 70,350.00	\$ 70,350.00	\$ -
16	AC	Maryland Department of Health	BHA PSH Allegany County	PSH	Renewal	\$ 66,013.00	\$ 66,013.00	\$ -
17	HC	Associated Catholic Charities, Inc.	2021 AH PH Consolidated	PSH	Renewal	\$ 162,406.00	\$ 162,406.00	\$ -
18	GC	Garrett County Community Action Committee, Inc.	SHP DIS 2019	PSH	Renewal	\$ 177,294.00	\$ 177,294.00	\$ -
19	SM	Housing Authority of St. Mary's County, MD	Nicholson - Permanent Housing Project #8	PSH	Renewal	\$ 273,056.00	\$ 273,056.00	\$ -
20	CC	Maryland Department of Health	BHA PSH Cecil County 5 Unit	PSH	Renewal	\$ 80,537.00	\$ 80,537.00	\$ -
21	WC	Potomac Case Management Services, INC	WC PSH Families	PSH	Renewal	\$ 38,383.00	\$ 38,383.00	\$ -
22	AC	YMCA of Cumberland	Y Permanent Housing	PSH	Renewal	\$ 390,566.00	\$ 390,566.00	\$ -
23	HC	Maryland Department of Health	BHA PSH Harford County	PSH	Renewal	\$ 297,460.00	\$ 297,460.00	\$ -
24	HC	PROLOGUE, INC	Prologue PSH	PSH	Renewal	\$ 141,957.00	\$ 141,957.00	\$ -
25	SM	Three Oaks Homeless Shelter, Inc	Waring Rapid Re-Housing Consolidated Project	RRH	Renewal	\$ 120,701.00	\$ 120,701.00	\$ -
26	SM	Housing Authority of St. Mary's County, MD	Owens Rapid Rehousing Consolidated Grant	RRH	Renewal	\$ 202,830.00	\$ 202,830.00	\$ -
27	CC	Cecil County, Maryland*	Rapid Re-housing	RRH	Renewal	\$ 54,393.00	\$ 54,393.00	\$ -
Tier 2								
28	GC	Garrett County Community Action Committee, Inc.	RRH for Individuals and Families	RRH	Renewal	\$ 52,473.00	\$ 52,473.00	\$ -
29	SM	LifeStyles of Maryland Foundation, Inc.	LifeStyles' DV Joint (Averaged)	Joint TH-RRH	Renewal	\$ 50,516.00	\$ 50,516.00	\$ -
30	AC	Allegany County Human Resources Development Commission	Transitional Housing Services	TH	Renewal	\$ 67,365.00	\$ 67,365.00	\$ -
31	HC	The Sexual Assault/Spousal Abuse Resource Center	SARC 2021 New Project	RRH	1st Time Renewal	\$ 50,324.00	\$ 50,324.00	\$ -
32	HC	Harford Family House, Inc.	HFH PSH Expansion - CoC Bonus	PSH	New	\$ 61,760.00	\$ 61,760.00	\$ -
33	BoS	MD Housing & Community Development	Balance of State PSH Project - CoC Bonus	PSH	New	\$ 235,684.00	\$ -	\$ 235,684.00
Total							\$ 5,475,506.00	
--	BoS	MD Housing & Community Development	MD-514 CoC Planning FY2022			\$163,177.00	\$ 163,177.00	\$ -
Grand Total							\$ 5,638,683.00	

2022 CoC Funding Competition

Balance of State	FFY2020	FFY2021	FFY2022	Change	Breakout
Permanent					
Supportive Housing	\$ 3,806,920.00	\$ 3,903,674.00	\$ 4,791,817.00	23%	88%
Rapid Rehousing	\$ 423,593.00	\$ 430,397.00	\$ 480,721.00	12%	9%
Joint TH-RRH	\$ 49,880.00	\$ 50,516.00	\$ 50,516.00	--	1%
Transitional Housing	\$ 137,715.00	\$ 137,715.00	\$ 67,365.00	-51%	1%
HMIS	--	--	\$ 55,077.00	--	1%
SSO	--	--	\$ 30,000.00	--	1%
Total	\$ 4,418,108.00	\$ 4,522,302.00	\$ 5,475,496.00	21%	100%

CoC Planning	\$ 130,435.00	\$ 132,543.00	\$ 163,177.00	23%
---------------------	---------------	---------------	---------------	-----

2022 CoC Funding Competition

Rank	LHC	Applicant Name	Project Name	Housing Type	Project Type	Request	HUD Award	Difference
1	FC	City of Frederick	Housing 1st SRO - Individual Project	PSH	Renewal	\$135,000.00	\$135,000	\$ -
2	FC	Maryland Department of Health, Behavioral Health Administration	BHA PSH Frederick County FY 2022	PSH	Renewal	\$314,000.00	\$314,000	\$ -
3	FC	Student Homelessness Initiative Partnership of Frederick County	New Project Application FY2022	RRH	New	\$66,002.00	\$66,002	\$ -
4	FC	City of Frederick	New Project Application FY2022	PSH	New	\$31,552.00	\$31,552	\$ -
5	FC	Friends for Neighborhood Progress, Inc.	FFNP Housing First Renewal	PSH	Renewal	\$84,479.00	\$52,927	\$ 31,552.00
--	FC	City of Frederick	CoC Planning Project FY2022			\$18,618.00	\$18,618	\$ -
FINAL GRAND TOTAL							\$618,099	

2022 CoC Funding Competition

Frederick County	FFY2020		FFY2021		FFY2022	
Permanent Supportive Housing	\$	571,960.00	\$	576,497.00	\$	533,479.00
Rapid Rehousing	\$	54,056.00	\$	54,536.00	\$	66,002.00
Joint TH-RRH		--		--		--
Transitional Housing		--		--		--
HMIS		--		--		--
SSO		--		--		--
Total	\$	626,016.00	\$	631,033.00	\$	599,481.00
CoC Planning	\$	17,969.00	\$	18,618.00	\$	18,618.00

2022 CoC NOFO Debrief

Scoring Category	Points Available	MD-514	
CoC Coordination & Engagement - Inclusive Structure & Participation	5	4.5	90%
Coordination & Engagement - Coordination with Federal, State, Local, Private & Other Organizations	29	24.5	84.5%
Coordination & Engagement - Coordination with Federal, State, Local, Private & Other Organization-Continued	49	39	79.6%
Project Capacity, Review & Ranking-Local Competition	30	28	93.3%
HMIS Implementation	9	7	77.8%
PIT Count	5	5	100%
System Performance	59	46	78%
Coordination with Housing and Healthcare	14	2	14.3%
Total CoC Application Score	200	156	78%

All CoC Scores	
Highest	188.75
Lowest	53.5
Median	154.5

2022 CoC NOFO Debrief

High Priority Questions	Points Available	CoC Score Received	
1D-2 Housing First	10	10	100%
1D-3 Street Outreach Scope	3	3	100%
1D-5 Rapid Rehousing Bed Inventory	10	0	0%
1D-7 Non-Congregate Shelter Capacity	1	1	100%
1D-8 Public Health Partnerships	5	5	100%
1D-10 Racial Equity & Racial Disparity	7	7	100%
1D-11 Lived Experience Participation	3	3	100%
1E-2 Project Review & Ranking Process	21	20	95%
2A-5 HMIS Bed Coverage Rate	4	2	50%
2A-6 LSA Submission	2	2	100%
2C-1 Reduction in 1st Time Homeless	3	2	67%
2C-2 Length of Time Homeless	13	13	100%
2C-3 Exits/Retention PH	13	13	100%
2C-4 Returns to Homelessness	8	8	100%
2C-5 Increasing Cash Income	7	3	43%

2023 YHDP Funding

- **HUD will award approximately \$60,000,000 in YHDP**
 - FY2022 Appropriations Act appropriated up to \$60 million for HUD to select up to 25 communities
- HUD expects to make **approximately 25 awards**
 - Up to 8 will go to designated rural communities
- HUD will make a **minimum of \$600,000** available for total YHDP funding for selected communities
 - This funding may be split among any number of projects in the community & planning grants
- **Total YHDP funding** available to each selected community will be **determined by HUD formula factor** based on the size and level of need in selected communities
- [YHDP NOFO](#)

YHDP Estimated Timeline



2023 YHDP Funding

YHDP Funded Projects

- Initially on 2-year grant term
- May be extended up to 30 months
- May be renewed under the annual Continuum of Care (CoC) Program for 1-year terms
- Examples of projects include:
 - Support Services:** Drop-In Centers, Youth Street Outreach, Navigation Services
 - Housing Services:** RRH Plus, TH-RRH Models, Host Homes, Youth Shelter

Frederick County Merge Update

- Frederick CoC Board Voted to Merge: December 14, 2022
- BoS Board to Vote on Merge: January 19, 2023
- DHCD to Notify HUD: January 24, 2023
- HUD Approve the Merge: January 25, 2023

Governance

Governance Charter Updates Discussion & Vote at May Meeting

- CoC Project Transfer Policy
- CoC Letter of Support Policy
- Updates to Committee Descriptions and Responsibilities
- More Clarity on CoC & HMIS Lead Agency Ongoing Evaluation Process

DHCD Updates

Labor Conference Updates

Local Homeless Coalition Reports



LHC Reports

General Topics

- General Homelessness Efforts
- New Partnerships/Collaborations
- Where is help/collaboration/support needed

LHC

- Allegany
- Cecil
- Garrett
- Harford
- Southern MD
- Washington

State Agency Updates



Agency Reports

Agency

- Maryland Department of Disabilities
- Maryland Department of Education
- Maryland Department of Health
- Maryland Department of Veterans Affairs
- Maryland Department of Housing and Community Development
- Maryland Department of Human Services
- Maryland Department of Labor

Future Agenda Items



Public Comment



Adjournment

