



**ENDING
HOMELESSNESS
IN MARYLAND.**

TOGETHER.

**CES Assessment
Custom Data
Elements**



**MARYLAND
BALANCE OF STATE
CONTINUUM OF CARE**

Custom CE Assessment Data Elements



Client Needs & Preferences

- Maximum & Minimum Number of Bedrooms Needed
- Is there a change in the household size expected in the next 12 months
- Does the household required an ADA Accessible Unit
 - *Including Service Animals*
- Would being closer or further from a particular geographic area promote household stability?
- Does the household need a pet friendly unit?
 - *In this instance, Pet Friendly is considered separate from Service Animals*

CE Needs + Preferences		HMIS#:	Case Mgr:
Client Name		First:	Last:
Start Date		End Date	
Max Bedrooms Needed		Min Bedrooms Needed	
Change in HH expected in next 12 months?	<input type="checkbox"/> Yes - Increase	<input type="checkbox"/> Yes - Decrease	<input type="checkbox"/> No
ADA Unit Accessibility Needed?	<input type="checkbox"/> Yes	<input type="checkbox"/> No	
What mobility features does the rental unit need to have to accommodate HH members' disabilities?			
Would being closer/further from geographic area promote stability?			
<input type="checkbox"/> Yes <input type="checkbox"/> No			
If yes, please describe?			
Pet Friendly Unit Needed?	<input type="checkbox"/> Yes	<input type="checkbox"/> No	
Certified Service Animal?	<input type="checkbox"/> Yes	<input type="checkbox"/> No	
If yes, type of pet? (check all that apply)	<input type="checkbox"/> Dog	<input type="checkbox"/> Fish	<input type="checkbox"/> Bird
	<input type="checkbox"/> Cat	<input type="checkbox"/> Reptile	<input type="checkbox"/> Rabbit
Pet Notes			

Housing Barriers

- Does the client have a criminal history?
- Does the client have an eviction history?
- Does the client have poor credit or a lack of rental history?

CE Housing Barriers

Start Date	<input type="text"/>	End Date	<input type="text"/>
Criminal History <i>(check all that apply)</i>	<input type="checkbox"/> Felony	<input type="checkbox"/> Arson	<input type="checkbox"/> Sex Offender
	<input type="checkbox"/> Meth Production	<input type="checkbox"/> Other Recent Misdemeanors	
Eviction History Type	<input type="checkbox"/> Evictions	<input type="checkbox"/> Court-ordered Rent Debt	<input type="checkbox"/> Evictions+Court-Order Rent Debt
	<input type="checkbox"/> None		
Eviction Number of Times	<input type="text"/>		
Poor credit or lack of rental history?	<input type="checkbox"/> Yes	<input type="checkbox"/> No	

Custom CE Data Elements

- Not required, will not impact vulnerability level or prioritization status
- Can be collected after initial client assessment
- Not intended to replace the SSM
- Is intended to help navigate the housing match and housing search process
- Eventually, elements will appear on the By Name List for easy sorting
- Can be updated as needed



Critical Documents Storage










Critical Documents Storage

- Critical Documents Upload
 - Not a requirement
 - Intended to have access to documents necessary to verify homelessness, disability status, income, etc
 - Serves as a way to backup important documents
 - Can be viewed across providers to reduce redundancy
 - Can upload as many documents as needed

Critical Documents

BoS CE Critical Documents Uploads  

Start Date *	<input type="text" value="01"/> / <input type="text" value="01"/> / <input type="text" value="2023"/>    G
End Date	<input type="text"/> / <input type="text"/> / <input type="text"/>    G
Doc Type *	<input type="text" value="-Select-"/>  G
Notes	<div style="border: 1px solid gray; height: 150px; width: 100%;"></div> G