



**ENDING  
HOMELESSNESS  
IN MARYLAND.**

**TOGETHER.**

**March 2024  
Maryland BoS CoC  
BOARD MEETING**



**MARYLAND  
BALANCE OF STATE  
CONTINUUM OF CARE**

# Housekeeping

- Attendance/quorum will be taken automatically via Zoom
- This meeting will be recorded and made available to the public
- Board members should join via computer so you can participate in voting
- Public comment will be accepted at the end of the meeting

# Welcome & Call to Order

**Corae Young, Board Chair**



# Meeting Agenda

- I. Welcome & Call to Order
- II. Approval of Board Meeting Minutes
- III. Committee Reports
- IV. CoC Lead Report
- V. Local Homelessness Coalition Reports
- VI. State Agency Updates
- VII. Future Board Meeting Agenda Items
- VIII. Public Comment
- IX. Adjournment

# New Members



# New Board Members


Allegany County LHC Representative:

**Margaret Paul**, Executive Director, Office of Consumer Advocates

# Meeting Minutes



# Vote to Approve Meeting Minutes



**Are there any amendments or changes to the January 2024 Board Meeting Minutes?**

1. **First Motion to Take Vote**
2. **Second Motion to Take Vote**

**Vote to approve using the poll on your screen.**



# Executive Committee




# Executive Committee

## Annual CoC Governance Charter Review

- [Proposed Updates](#)

# Vote to Approve Annual Governance Charter Updates



**Are there any amendments or changes to the CoC Governance Charter?**

1. **First Motion to Take Vote**
2. **Second Motion to Take Vote**

**Vote to approve using the poll on your screen.**

# Executive Committee

## Current Officers for Re-Election – 2<sup>nd</sup> Term

- Corae Young, Board Chair
- Mark Sewell, Board Vice-Chair

## Election Process

- Call for nominations open January 18 - January 31, 2024
- e-vote sent to full board February 1, 2024
- All Approved: Corae & Mark will serve 2<sup>nd</sup> term through December 31, 2025

# HMIS Committee



# HMIS Committee

## Federal Reporting Deadlines

- Point in Time Report: April 30th
- Housing Inventory Count: April 30th

# System Performance Measures

The intent of the System Performance Measures are to encourage CoCs to regularly measure progress in meeting the needs of people experiencing homelessness in the community and report progress to HUD.

HUD uses system-level performance information as a competitive element in its annual CoC Program Competition and to gauge the state of the homeless response system nationally.

The following measures were submitted to HUD on March 13<sup>th</sup>

# System Performance Measures



**Measure 1:** Length of Time Persons Remain Homeless

**Desired Outcome:** Reduction in the average and median length of time persons remain homeless



# SPM 1 Length of Time Homeless



AVERAGE LOT Homeless						
	FY20	FY21	FY22	FY23	Change	
Persons in ES	100	99	84	<b>89</b>	<b>+5 Days</b>	<b>+6%</b>
Persons in ES and TH	142	140	106	<b>109</b>	<b>+3 Days</b>	<b>+3%</b>

MEDIAN LOT Homeless						
	FY20	FY21	FY22	FY23	Change	
Persons in ES	66	58	43	<b>57</b>	<b>+14 Days</b>	<b>+33%</b>
Persons in ES and TH	80	68	53	<b>69</b>	<b>+16 Days</b>	<b>+30%</b>

# System Performance Measures

**Measure 2:** The Extent to which Persons who Exit Homelessness to a Permanent Housing Destination Return to Homelessness

**Desired Outcome:** Reduction in the percent of persons who return to homelessness



# SPM 2 Returns to Homelessness



Total # of Persons who Exited to a Permanent Housing Destination (2 Years Prior)		Returns to Homelessness in Less than 6 Months(0 - 180 days)		Returns to Homelessness from 6 to 12 Months(181 - 365 days)		Returns to Homelessness from 13 to 24 Months(366 - 730 days)		Number of Returns in 2 Years	
		# of Returns	% of Returns	# of Returns	% of Returns	# of Returns	% of Returns	# of Returns	% of Returns
<b>FY20</b>	702	16	2%	14	2%	51	7%	81	12%
<b>FY21</b>	1057	44	4%	37	4%	40	4%	121	11%
<b>FY22</b>	788	79	10%	31	4%	43	5%	153	19%
<b>FY23</b>	625	36	5.76%	25	4%	43	6.88%	104	16.64%
<b>Change</b>		<b>-4.24%</b>		<b>-0%</b>		<b>+1.88</b>		<b>-2.36%</b>	

# System Performance Measures



**Measure 3:** Number of Homeless Persons

**Desired Outcome:** Reduction in the number of persons who are homeless during the performance year

# SPM 3 Change in Annual Counts



	FY20	FY21	FY22	FY23	Change
Universe: Unduplicated Total sheltered homeless persons	1557	852	2044	<b>2304</b>	<b>+260</b>
Emergency Shelter Total	1160	640	1773	<b>1962</b>	<b>+189</b>
Transitional Housing Total	397	212	307	<b>392</b>	<b>+85</b>

# System Performance Measures

**Measure 4:** Employment and Income Growth for Homeless Persons in CoC Program-funded Projects

**Desired Outcome:** Increase in the percent of adults who gain or increase employment or non-employment cash income over time



# SPM 4 Change in Earned Income



Change in total income for adult system stayers					
	FY20	FY21	FY22	FY23	Change
Number of adult stayers	5	28	356	330	
Number of adults with increased total income	1	8	145	157	
<b>Percentage of adults who increased total income</b>	20%	29%	41%	<b>47.58%</b>	<b>+6.58</b>

Change in total income for adult system leavers					
	FY20	FY21	FY22	FY23	Change
Number of adult leavers	78	69	153	298	
Number of adults who exited with increased total income	16	9	54	91	
<b>Percentage of adults who increased total income</b>	21%	13%	35%	<b>30.54%</b>	<b>-4.46%</b>

# System Performance Measures



**Measure 5:** Number of Persons who Become Homeless for the First Time

**Desired Outcome:** Reduction in the number of persons who become homeless for the first time



# SPM 5 First Time Homeless



Change in the number of persons entering ES, SH, and TH projects with no prior enrollments in HMIS					
	FY20	FY21	FY22	FY23	Change
Universe: Person with entries into ES, SH or TH during the reporting period.	550	680	1643	<b>1883</b>	
Of persons above, count those who were in ES, SH, TH or any PH within 24 months prior to their entry during the reporting year.	141	89	278	<b>435</b>	
Of persons above, count those who did not have entries in ES, SH, TH or PH in the previous 24 months. (i.e. Number of persons experiencing homelessness for the first time)	409	591	1365	<b>1448</b>	<b>+83</b>

# System Performance Measures

**Measure 7a:** Successful Placement from Street Outreach

**Desired Outcome:** Increase in the percent of persons who exit to an emergency shelter, transitional housing, or permanent housing destination

**Measure 7b:** Successful Placement in or Retention of Permanent Housing

**Desired Outcome:** Increase in the percent of persons who exit to or remain in permanent housing



# SPM 7 Exits to / Retention of PH



<b>Street Outreach</b>					
	FY20	FY21	FY22	FY23	Change
Total Exits	8	160	610	359	
Exits to temporary destination	2	18	118	65	
Exits to permanent housing destinations	6	59	110	75	
% Successful exits	100%	48%	37%	<b>39%</b>	<b>+2%</b>

<b>Emergency Shelter, Transitional Housing, Rapid Rehousing</b>					
	FY20	FY21	FY22	FY23	Change
Total Exits	524	716	1786	2481	
Exits to permanent housing destinations	276	394	828	1401	
% Successful exits	53%	55%	46%	<b>56.47%</b>	<b>+10.47%</b>

<b>Permanent Supportive Housing</b>					
	FY20	FY21	FY22	FY23	Change
Total Exits	44	80	500	450	
Exits / Retention permanent housing	39	74	477	430	
% Successful exits/retention	89%	93%	95%	<b>95.56%</b>	<b>+.56%</b>

# SPM Data Quality



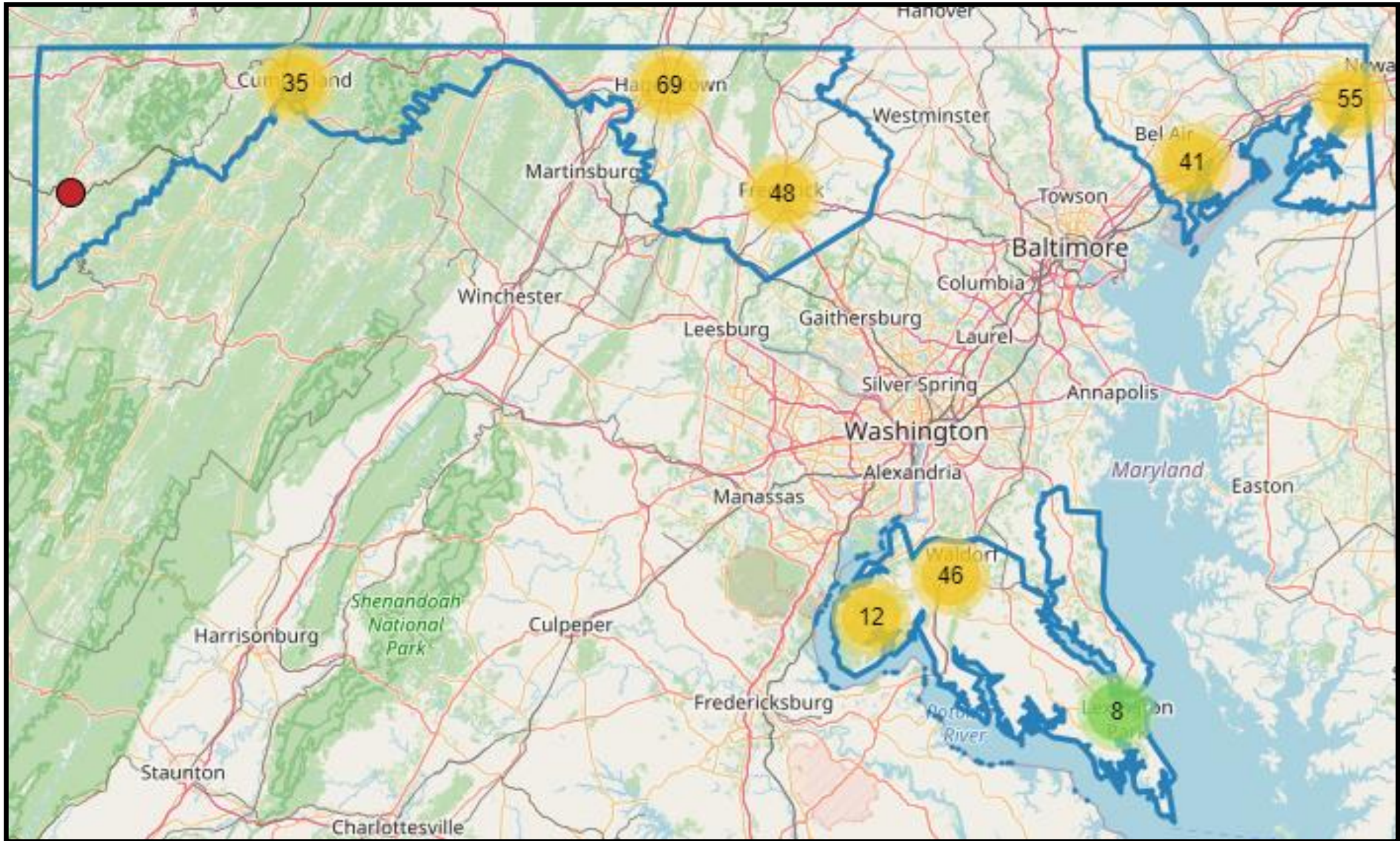
SysPM Data Quality	All ES, SH				All TH				All PSH, OPH				All RRH				All SO			
	FY20	FY21	FY22	FY23	FY20	FY21	FY22	FY23	FY20	FY21	FY22	FY23	FY20	FY21	FY23	FY22	FY20	FY21	FY22	FY23
Unduplicated Persons Served	1160	640	1132	2015	397	212	290	341	614	582	586	791	912	715	2036	1069	885	534	409	601
Total Leavers	945	525	971	1626	257	133	177	201	133	84	85	144	745	536	1428	699	605	293	224	242
Destination of Don't Know, Refused, or Missing	39	11	42	56	11	2	5	4	5	1	1	1	18	17	2	14	388	122	106	88
<b>Destination Error Rate</b>	<b>4%</b>	<b>2%</b>	<b>4%</b>	<b>3%</b>	<b>4%</b>	<b>2%</b>	<b>3%</b>	<b>2%</b>	<b>4%</b>	<b>1%</b>	<b>1%</b>	<b>.69%</b>	<b>2%</b>	<b>3%</b>	<b>.14%</b>	<b>2%</b>	<b>64%</b>	<b>42%</b>	<b>47%</b>	<b>36%</b>

# PIT Workgroup



# 2024 PIT Count Recap

- New this year, the BoS used the “Counting Us” mobile app for all unsheltered survey collection
  - Allows for real time survey data access, identifying hotspots of camps for future planning, more user-friendly format – less trying to interpret messy handwriting*
- Mobile app that volunteers / staff can download to phone and conduct surveys on the spot
- Each LHC had at least one designated system administrator, able to access the Command Center and view results as they come in
- All data will be treated as confidential, maps and known locations will not be made public



# 2024 PIT Count Recap

- PIT & HIC reports are due to HUD on April 30th
- BoS will make data – including the LHC level breakout – available upon submission
- BoS will facilitate AT LEAST one more PIT/HIC Committee meeting before reports are due



# Coordinated Entry Committee



# Coordinated Entry Committee

## System Launch

- Southern MD front line assessor training on April 2, 2024
- Frederick LHC will be scheduled in April
- All other LHCs have been launched and case conference meetings are underway

## System Launch: Phase 2!

- BoS staff met with HUD TA providers and are working to develop Phase 2 of the Coordinated Entry System Launch – targeted to begin in late Summer 2024
  - Focus on reducing the system “in-flow” and coordinating the front door to services
  - Implement data metrics, performance evaluation and system monitoring

# MD Interagency Council on Homelessness



# MD ICH Updates

## **Maryland Interagency Council on Homelessness Meeting, February 28, 2024**

The February ICH Meeting covered the following topics:

- New Division of Homelessness Initiatives within DHCD
- HUD Awards and Applications:
  - Awarded: FFY2023 HUD CoC Awards, Housing and Services Partnership Accelerator
  - Submitted: Youth Homelessness Systems Improvement Grant, HUD Older Adult Home Modification Program Grant
- Legislative Updates
- Review of ICH Workgroup Needs and Priorities

*The next ICH Meeting is scheduled for **June 6, 2024** at the **University of Maryland Baltimore Washington Medical Center***

# CoC Lead Agency Report

DHCD



# BoS Updates

BoS Staffing Update:

**Tiffany Little**, BoS CoC Training & Engagement Coordinator

NEW BoS Help Desk: Also accessible via the BoS Website  
(“Get Support” Button / HMIS Page / CES Page)

BoS Social Media: @mdboscoc

[Facebook](#)

[Instagram](#)

[Twitter](#)

[YouTube](#)

[Threads](#)

[Help](#)

Rank	LHC	Applicant Name	Project Name	Project Type	Application Type	Committee Award	HUD Award	Difference
1	BoS	MD Department of Housing & Community Development	HMIS	HMIS	Renewal	\$ 55,077.00	\$ 55,077.00	\$ -
2	FC	Friends for Neighborhood Progress, Inc.	FFNP Housing First	PSH	Renewal	\$ 52,927.00	\$ 57,690.00	\$ 4,763.00
3	WC	Potomac Case Management Services, INC	WC PSH Families	PSH	Renewal	\$ 38,383.00	\$ 41,392.00	\$ 3,009.00
4	AC	Allegany County Human Resources Development Commission	HRDC Leasing Supportive Housing Project	PSH	Renewal	\$ 14,824.00	\$ 16,312.00	\$ 1,488.00
5	SM	LifeStyles of Maryland Foundation, Inc.	Fortitude	PSH	Renewal	\$ 169,403.00	\$ 182,462.00	\$ 13,059.00
6	SM	Housing Authority of St. Mary's County, MD	Aldridge PWD#16 Consolidated Grant	PSH	Renewal	\$ 100,100.00	\$ 114,956.00	\$ 14,856.00
7	GC	Garrett County Community Action Committee, Inc.	SHP DIS 2019	PSH	Renewal	\$ 177,294.00	\$ 188,766.00	\$ 11,472.00
8	CC	Maryland Department of Health	BHA PSH Cecil County 7 Unit	PSH	Renewal	\$ 110,623.00	\$ 124,315.00	\$ 13,692.00
9	FC	Maryland Department of Health, Behavioral Health Administration	BHA PSH Frederick County	PSH	Renewal	\$ 314,000.00	\$ 322,772.00	\$ 8,772.00
10	WC	Potomac Case Management Services, INC	WC PSH Program Individuals	PSH	Renewal	\$ 181,912.00	\$ 198,284.00	\$ 16,372.00
11	FC	City of Frederick	Housing 1st SRO - Individual Project (PSH-Individual)	PSH	Renewal	\$ 135,000.00	\$ 138,645.00	\$ 3,645.00
12	SM	Housing Authority of St. Mary's County, MD	Marek PWD#9 Consolidated Grant	PSH	Renewal	\$ 201,153.00	\$ 228,837.00	\$ 27,684.00
13	CC	Maryland Department of Health	BHA PSH Cecil County 5 Unit	PSH	Renewal	\$ 80,537.00	\$ 90,401.00	\$ 9,864.00
14	AC	YMCA of Cumberland	Gilchrist PSH	PSH	Renewal	\$ 70,350.00	\$ 70,350.00	\$ -
15	AC	YMCA of Cumberland	Y Permanent Housing	PSH	Renewal	\$ 390,566.00	\$ 408,194.00	\$ 17,628.00
16	SM	Housing Authority of St. Mary's County, MD	Nicholson - Permanent Housing Project #8	PSH	Renewal	\$ 273,056.00	\$ 305,384.00	\$ 32,328.00
17	HC	Associated Catholic Charities, Inc.	2021 AH PSH IV Chronic Homeless	PSH	Renewal	\$ 133,480.00	\$ 140,780.00	\$ 7,300.00
18	SM	Housing Authority of St. Mary's County, MD	Haina PWD#13 Consolidated Grant	PSH	Renewal	\$ 192,630.00	\$ 217,086.00	\$ 24,456.00
19	AC	Maryland Department of Health	BHA PSH Allegany County	PSH	Renewal	\$ 66,013.00	\$ 72,481.00	\$ 6,468.00
20	SM	Housing Authority of St. Mary's County, MD	Home - Permanent Housing Project #11	PSH	Renewal	\$ 185,101.00	\$ 211,105.00	\$ 26,004.00
21	SM	Maryland Department of Health	BHA PSH Southern MD	PSH	Renewal	\$ 1,393,849.00	\$ 1,450,045.00	\$ 56,196.00
22	HC	Harford Family House, Inc.	HFH PSH I	PSH	Renewal	\$ 107,983.00	\$ 115,650.00	\$ 7,667.00
23	WC	Maryland Department of Health	BHA PSH Washington County	PSH	Renewal	\$ 229,498.00	\$ 246,646.00	\$ 17,148.00
24	HC	Harford Family House, Inc.	Prologue PSH	PSH	Renewal	\$ 141,957.00	\$ 150,075.00	\$ 8,118.00
25	HC	Associated Catholic Charities, Inc.	2021 AH PH Consolidated	PSH	Renewal	\$ 162,406.00	\$ 173,843.00	\$ 11,437.00
26	HC	Maryland Department of Health	BHA PSH Harford County	PSH	Renewal	\$ 297,460.00	\$ 328,708.00	\$ 31,248.00
27	SM	Housing Authority of St. Mary's County, MD	Owens Rapid Rehousing Consolidated Grant	RRH	Renewal	\$ 202,830.00	\$ 226,674.00	\$ 23,844.00
28	GC	Garrett County Community Action Committee, Inc.	RRH for Individuals and Families	RRH	Renewal	\$ 52,473.00	\$ 52,473.00	\$ -
29	SM	Three Oaks Homeless Shelter, Inc.	Waring Rapid Re-Housing Consolidated Project	RRH	Renewal	\$ 120,701.00	\$ 138,257.00	\$ 17,556.00
<b>Tier 2</b>								
30	CC	Cecil County, Maryland	Rapid Re-housing	RRH	Renewal	\$ 54,393.00	\$ 61,677.00	\$ 7,284.00
31	HC	The Sexual Assault/Spousal Abuse Resource Center	SARC 2021 New Project	RRH	Renewal	\$ 50,324.00	\$ 55,004.00	\$ 4,680.00
32	SM	LifeStyles of Maryland Foundation, Inc.	LifeStyles' DV Joint	Joint TH-RRH	Renewal	\$ 50,516.00	\$ 55,580.00	\$ 5,064.00
33	AC	Human Resources Development Commission, Inc.	Rapid Re-housing - TH Conversion	RRH	New / Conversion	\$ 66,044.00	\$ 66,044.00	\$ -
34	FC	City of Frederick	New Project Application FY2022 (Housing 1st SRO)	PSH	1st Time Renewal	\$ 31,552.00	\$ 34,142.00	\$ 2,590.00
35	FC	Student Homelessness Initiative Partnership of Frederick County	RRH - CoC - SHIP	Joint TH-RRH	1st Time Renewal	\$ 66,002.00	\$ 67,730.00	\$ 1,728.00
36	HC	Harford Community Action Agency Inc.,	HCAA Centralized Intake Support Services	SSO-CE	Renewal	\$ 30,000.00	\$ 30,000.00	\$ -
37	SM	LifeStyles of Maryland Foundation, Inc.	Southern Crossing Joint TH-RRH	Joint TH-RRH	New	\$ 108,521.00	\$ 111,917.00	\$ 3,396.00
38	SM	LifeStyles of Maryland Foundation, Inc.	Fuller House Joint TH-RRH	Joint TH-RRH	New	\$ 134,257.00	\$ 138,937.00	\$ 4,680.00
39	FC	City of Frederick	HHS Housing First New FY2023	PSH	New	\$ 57,000.00	\$ 62,130.00	\$ 5,130.00
44	BoS	MD Department of Housing & Community Development	CoC DV Bonus SSO	SSO-CE	New	\$ 299,421.00	\$ 299,421.00	\$ -
-	BoS	MD Department of Housing & Community Development	MD-514 CoC Planning FY2023	Planning	Renewal	\$ 303,749.00	\$ 303,749.00	\$ -
<b>Grand Total</b>						<b>\$ 6,903,365.00</b>	<b>\$ 7,353,991.00</b>	<b>\$ 450,626.00</b>

Not Selected by HUD for FY2023 Funding								
40	GC	Garrett County Community Action Committee, Inc.	Rural Bonus PSH	PSH	New	\$ 75,000.00	-	\$ (75,000.00)
41	WC	Potomac Case Management Services, INC	PSH - Families Expansion	PSH	New	\$ 64,612.00	-	\$ (64,612.00)
42	FC	Friends for Neighborhood Progress	FFNP Housing First Bonus FY23	PSH	New	\$ 30,000.00	-	\$ (30,000.00)
43	AC	Human Resources Development Commission, Inc.	HRDC Leasing Supportive Housing Project - EXPANSION	PSH	New	\$ 30,429.00	-	\$ (30,429.00)

# 2023 CoC Funding Competition

- BoS received 107% of the funding request
  - Requested \$6,903,353
  - Received \$7,353,991
- 36 renewal projects
- 5 new projects
  - 1 PSH: Frederick LHC
  - 1 RRH: Allegany LHC
  - 2 Joint TH-RRH: SM LHC
  - 1 DV SSO: DHCD

Project Type	Number of Projects	Total Funding Amount
Permanent Supportive Housing	27	\$5,691,451
Rapid Rehousing	6	\$600,129
Joint TH-RRH	4	\$374,164
Transitional Housing	0	\$0
HMIS	1	\$55,077
SSO	2	\$329,421
CoC Planning	1	\$303,749



# 2023 CoC Funding Competition

Balance of State	FY2020	FY2021	FY2022*	FY2023	Change	Project Type Breakout
Permanent Supportive Housing	\$3,806,920	\$3,903,674	\$4,791,817	\$5,691,451	19%	77%
Rapid Rehousing	\$423,593	\$430,397	\$480,721	\$600,129	25%	8%
Joint TH-RRH	\$49,880	\$50,516	\$50,516	\$374,164	641%	5%
Transitional Housing	\$137,715	\$137,715	\$67,365	--	-100%	0%
HMIS	--	--	\$55,077	\$55,077	0%	1%
SSO	--	--	\$30,000	\$329,421	998%	5%
CoC Planning	\$130,435	\$132,543	\$163,177	\$303,749	86%	4%
<b>Total</b>	<b>\$4,548,543</b>	<b>\$4,654,845</b>	<b>\$5,638,673</b>	<b>\$7,353,991</b>	<b>30%</b>	

\*FY2022 totals do not include Frederick

# 2023 CoC Funding Competition

Local Homelessness Coalition	Number of Projects	Total Award	Percentage of Total
Allegany County	5	\$633,381	7%
Cecil County	3	\$276,393	4%
Frederick County	6	\$683,109	9%
Garrett County	2	\$241,239	3%
Harford County	7	\$994,060	14%
Southern MD	12	\$3,381,240	46%
Washington County	3	\$486,322	7%
Balance of State*	3	\$658,247	9%

*\*Note: Only the CoC Lead Agency, DHCD, is eligible to receive HMIS & Planning funds on behalf of the BoS*

# 2023 CoC NOFO Debrief

Scoring Category	Points Available	MD-514	
CoC Coordination & Engagement - Inclusive Structure & Participation	5	5	100%
Coordination & Engagement - Coordination with Federal, State, Local, Private & Other Organizations	29	28	96.6%
Coordination & Engagement - Coordination with Federal, State, Local, Private & Other Organization-Continued	51	50	98%
Project Capacity, Review & Ranking-Local Competition	27	23	85.2%
HMIS Implementation	9	8	88.9%
PIT Count	5	5	100%
System Performance	60	47	78.3%
Coordination with Housing and Healthcare	14	14	100%
<b>Total CoC Application Score</b>	<b>200</b>	<b>180</b>	<b>90%</b>

Overall CoC Scores	
Highest	185.5
Lowest	54.5
Median	151.5

# 2023 CoC NOFO Debrief: BONUS POINTS!

Scoring Category	Points Available	MD-514	
CoC Coordination & Engagement - Inclusive Structure & Participation	5	5	100%
Coordination & Engagement - Coordination with Federal, State, Local, Private & Other Organizations	29	28	96.6%
Coordination & Engagement - Coordination with Federal, State, Local, Private & Other Organization-Continued	51	50	98%
Project Capacity, Review & Ranking-Local Competition	27	23	85.2%
HMIS Implementation	9	8	88.9%
PIT Count	5	5	100%
System Performance	60	47	78.3%
Coordination with Housing and Healthcare	14	14	100%
CoC Merge Bonus	25	25	100%
<b>Total CoC Application Score</b>	<b>200</b>	<b>205</b>	<b>103%</b>

Overall CoC Scores	
Highest	185.5
Lowest	54.5
Median	151.5

# 2023 CoC NOFO Debrief

High Priority Questions	Points Available	CoC Score Received	
1D-2 Housing First	10	10	100%
1D-3 Street Outreach Scope	3	3	100%
1D-5 Rapid Rehousing Bed Inventory	9	9	100%
1D-7 Non-Congregate Shelter Capacity	1	1	100%
1D-8 Public Health Partnerships	7	6	100%
1D-10 Racial Equity & Racial Disparity	7	6	86%
1D-11 Lived Experience Participation	5	5	100%
1E-2 Project Review & Ranking Process	21	18	86%
2A-5 HMIS Bed Coverage Rate	4	4	100%
2A-6 LSA Submission	2	1	50%
2C-1 Reduction in 1st Time Homeless	3	2	67%
2C-2 Length of Time Homeless	13	13	100%
2C-3 Exits/Retention PH	13	7	54%
2C-4 Returns to Homelessness	8	2	25%
2C-5 Increasing Cash Income	7	7	100%

# 2023 CoC NOFO Debrief

High Priority Questions	FY2023 Score	FY2022 Score	Difference
1D-2 Housing First	100%	100%	0%
1D-3 Street Outreach Scope	100%	100%	0%
1D-5 Rapid Rehousing Bed Inventory	100%	0%	+100%
1D-7 Non-Congregate Shelter Capacity	100%	100%	0%
1D-8 Public Health Partnerships	100%	100%	0%
1D-10 Racial Equity & Racial Disparity	86%	100%	-14%
1D-11 Lived Experience Participation	100%	100%	0%
1E-2 Project Review & Ranking Process	86%	95%	-9%
2A-5 HMIS Bed Coverage Rate	100%	50%	+50%
2A-6 LSA Submission	50%	100%	-50%
2C-1 Reduction in 1st Time Homeless	67%	67%	0%
2C-2 Length of Time Homeless	100%	100%	0%
2C-3 Exits/Retention PH	54%	100%	-46%
2C-4 Returns to Homelessness	25%	100%	-75%
2C-5 Increasing Cash Income	100%	43%	+57%

# 2023 CoC NOFO Debrief: DV BONUS

Scoring Category	Points Available	MD-514	
CoC Score	50	51.25	103%
CoC Collaboration with Victim Service Providers	10	9.3	93%
Need for the Project	25	17	68%
Demonstration of plan to include survivors	15	15	100%
<b>Total CoC Score</b>	<b>100</b>	<b>92.55</b>	<b>93%</b>

Overall CoC Scores	
Highest	94.98
Lowest	34.79
Median	77.4

*Note: To receive DV Bonus funding, the application needed a score of at least 84.4, which is the lowest score of any new DV Bonus project funded.*

# HSP Ad-Hoc Committee

CoC Board approved an ad-hoc committee to develop tools, guidance and processes for LHCs to use for HSP funding application process.

- The committee will meet twice to review, edit and approve proposed tools in late December/January
- The committee will present recommendations and tools to the board for approval/adoption at the January Board meeting
- Committee membership will require at least one member from each Local Lead Agency

*Examples of possible work items:*

- Develop guidelines for local LHC committees in overseeing the project selection process
- Develop shared communication standards for grantees/subgrantees
- Develop sample scoring tools LHCs could use to evaluate program design and performance
- Develop written standards for HSP



# Legislative Updates

## Housing Package

# Local Homeless Coalition Reports



# LHC Reports

## General Topics

- General Updates
- Where is help/collaboration/  
support needed
- Peer & Resource Sharing

## LHC

- Allegany
- Cecil
- Frederick
- Garrett
- Harford
- Southern MD
- Washington

# State Agency Updates



# Agency Reports

## Agency

- Maryland Department of Disabilities
- Maryland Department of Education
- Maryland Department of Health
- Maryland Department of Veterans Affairs
- Maryland Department of Housing and Community Development
- Maryland Department of Human Services
- Maryland Department of Labor

# Future Agenda Items



# Future Agenda Items

## Requested Items

-

# Public Comment





# Adjournment



# Advocacy Committee

## Overview **SLIDE NOT COMPLETE – WHEN DO WE WANT TO REVISIT**

This sub-committee will actively engage with elected officials and policy makers to advocate regarding pending legislation and regulatory matters related to homeless and housing services.

The committee plans to influence policy and ensure they meet the needs of those that are served.

The committee also will propose legislation that will support both the short- and long-term needs of its households, based upon grassroots efforts.

The sub-committee will monitor, review, evaluate and recommend improvements to legislative and regulatory practices.